

# *Lesson #7*

*Arrays*

# *Why arrays?*

- ◆ To group distinct variables of the same type under a single name.
- ◆ Suppose you need 100 temperatures from 100 different weather stations: A simple (but time consuming) solution would be to have 100 different variables to hold the values. A better solution is to have one array with 100 cells.

# *Declaring arrays*

- ◆ To declare regular variables (a.k.a. scalar variables), you just specify its type and its name:
  - ◆ `double x;`
- ◆ You also have the option of declaring and putting a value in it at the same time:
  - ◆ `double y=3.57;`
- ◆ To declare an array, you specify its type, its name and how many cells you need:
  - ◆ `double z[100];`

# *Declaring arrays*

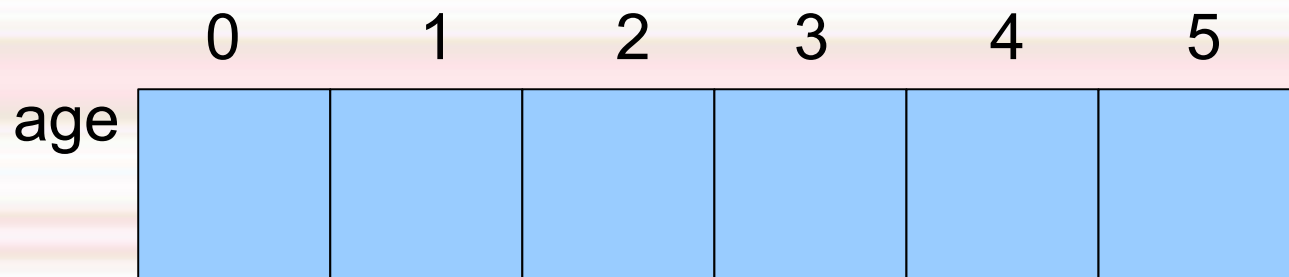
- ◆ You can also put the values in the array while declaring it:
  - ◆ `double a[5]={1.3, 2.4, 6.2, 4.5, 1.1};`
- ◆ When declaring and initializing, the size is then optional:
  - ◆ `double b[ ]={6.78, 7.88, 4.55, 1.33};`
  - ◆ What is the size of array **b**?

# Referencing values

- ◆ Let's have the declaration:
  - ◆ `int age [6];`
- ◆ It creates an array of integers that looks like this:



- ◆ Each cell can be referenced by a number. Numbering always starts at zero.




# *Cell numbers*

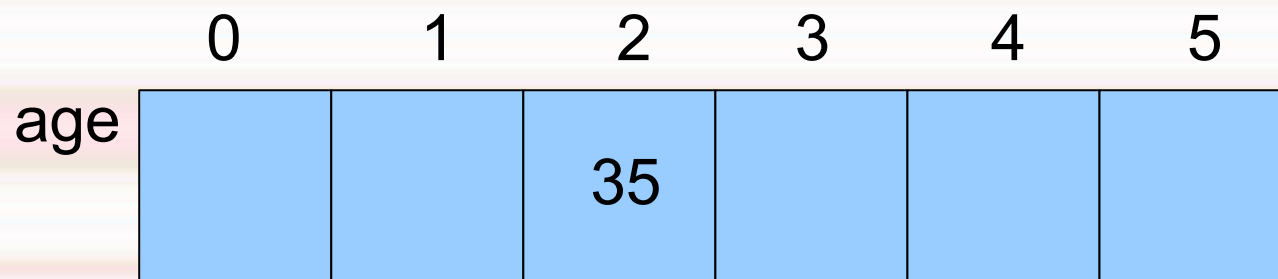
- ◆ A cell is always referenced by its cell number (also called subscript or offset).
- ◆ **age[2]** is actually the third cell of the array called age.
- ◆ Note that **age[6]** **does not exist!** Since age is size 6, then its cells are numbered from 0 to 5 only.

# *Filling an array*

- ◆ To fill an array with values, we first have to know that individual cells behave exactly like regular (scalar) variables.



- ◆ **age[2]=35;** will put the value 35 into cell 2.



# *Filling an array*

- ◆ You can also ask the user (or read from a file) for a value to put into the array: `scanf ("%d", &age[4]);` will put the value entered into cell #4. Let's suppose the user enters 42. We have then

	0	1	2	3	4	5
age			35		42	

You can also have operations like this:

```
age[0]=age[4]*2+age[2];
```

	0	1	2	3	4	5
age	119		35		42	



# *Filling an array*

- ◆ But by far the most powerful way to fill an array is to use a loop. The following code,

```
for (i = 0; i < 6; ++i)  
    age[i] = i * i;
```

will give this result. Notice that the previous values have been replaced by the new ones just like regular variables:

	0	1	2	3	4	5
age	0	1	4	9	16	25

# *Filling/printing an array*

- ◆ Another common way to fill an entire array with a loop is to read all the values from the keyboard or a file.

```
for (i = 0; i < 6; ++i)
    scanf ("%d", &age[i]);
```

- ◆ **An easy way to print out the entire array is:**

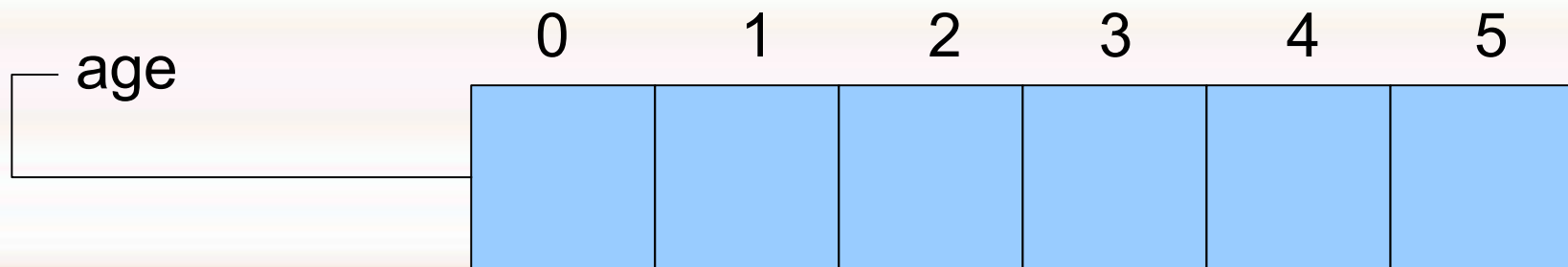
```
for (i = 0; i < 6; ++i)
    printf ("%d ", age[i]);
```

# *Arrays and pointers*

- ◆ We know variables that contain addresses of other variables in C are called **pointers**. `&x` is the *address of x* or *where is x*? If we assign `&x` to a variable `y` (`y` being of `int*` type), `y` becomes a *pointer to x* and `*y` is in fact `x` itself.
- ◆ For arrays, only the address of the first cell is important as all cells are stored together in the machine. `x[1]` is stored next-door to `x[0]`. The array name without any subscript is the address of the first cell (but is not actually a pointer as you cannot modify it). If I have an array declared `int age[6];`, `age` is the same thing as `&age[0]`.

# Arrays and pointers

- ◆ Now that we understand the relation between addresses and arrays better, let's revisit the array declaration.
- ◆ `int age [6];`



**age**, as we know, is the address of `age[0]`, but **age+1** is the address of `age[1]`, **age+2** the address of `age[2]`, and so on...

# *Arrays and cells*

- ◆ **age** being an array, a statement like **age=70;** would be illegal as **age** would be an address, not a value. With a value, you must always mention which cell to fill, so **age[3]=70;** would be correct.
- ◆ The **sizeof** operator will return the size (in bytes) of the array.
- ◆ **printf ("%d", sizeof (age));** would display 24 on a 32-bit system (6 cells of integers at 32 bits or 4 bytes each).

# *Sending arrays to functions*

- ◆ Sending an array to a function is like sending multiple values all at once. The best way is to send the address (the array name alone) to the function so that the function can work with the original array stored in the calling function (main).
- ◆ **Let's have a function that finds the largest value in an array of integers and returns the cell number where it was found. Note that we must always send the size of the array as an argument because the function will have no way of knowing it otherwise.**

# *Sending arrays to functions*

```
find (int array[], int size)
{
    int i, largest, where;
    largest = array [0];
    for (i=0; i<size; ++i)
        if (array[i]>largest)
        {
            largest = array[i];
            where = i;
        }
    return (where);
}
```

\*\*\* There is something missing in this program, can you find out what?

# *Sending arrays to functions*

```
/* the main program */  
int  
main (void)  
{  
    int a[] = {6,2,8,7,3};  
    int location;  
    location = find (a, 5);  
    printf ("Cell #%d\n", location);  
    return (0);  
}
```



## *Having an array as a “result”*

- ◆ An array can never be a result as it represents multiple values. As with function with multiple “results”, we will have to use pointers.

```
void  
addarrays (const int a[], const int b[],  
           int c[], int size)  
{  
    int i;  
    for (i=0; i<size; ++i)  
        c[i] = a[i] + b[i];  
}
```

- ◆ The **const** option means that the specified array cannot be modified by the function.

# *Having an array as a “result”*

```
/* the main program */
int
main (void)
{
    int x[] = {1,2,3,4}, i;
    int y[] = {10,20,30,40};
    int z[4], i;
    addarrays (x, y, z, 4);
    for (i=0; i<4; ++i)
        printf ("%4d", z[i]);
    return (0);
}
```

# *Sending arrays to functions*

## *(multiple “results”)*

```
/* function provides the smallest value in an  
array and its location */
```

```
find_small (int array[], int size, int *smallest)  
{  
    int i, where;  
    *smallest = array [0];  
    where = 0;  
    for (i=0; i<size; ++i)  
        if (array[i] < *smallest)  
        {  
            *smallest = array[i];  
            where = i;  
        }  
    return (where);  
}
```

# *Sending arrays to functions*

## *(multiple “results”)*

```
/* the main program */
int
main (void)
{
    int a[] = {6,2,8,7,3};
    int location, small;
    location = find_small (a, 5, &small);
    printf ("Smallest number: %d\n", small);
    printf ("Location: %d\n", location);
    return (0);
}
```

# *Dynamic allocation of arrays*

- ◆ Arrays, as we know them now, can only be of a fixed size. `int x[100];` declares an array size 100, no less no more.
- ◆ It is illegal in ANSI C to do the following. Do you know why?

```
printf ("Enter the size of the array: ");  
scanf ("%d", &size);  
int x[size];
```

# *Dynamic Allocation of Arrays*

- ◆ It is impossible to have arrays of varying sizes because that makes programming inefficient. C is very strict with arrays but it is also the most efficient of all the high-level languages.
- ◆ There is a way to have dynamic allocation in C. The solution is to use “heap” memory instead of the usual memory we have been using so far.
- ◆ Heap memory: slower, less-structured, dynamic memory.

# *Using a dynamic array*

```
int size;
/* 1. declare a pointer to the array */
double *array;

printf ("Enter the size of the array: ");
scanf ("%d", &size);

/* 2. allocate the array in the heap */
array = (double *) calloc (size, sizeof(double));

/* 3. use the array normally */
...

/* 4. free the heap memory */
free (array);
```

See the complete program at [ihypres.net/programming/c/07.php](http://ihypres.net/programming/c/07.php) (program #9)

# *Arrays of characters (Strings)*

- ◆ There is no string type in C. Instead, to approximate strings, we will use arrays of characters.
- ◆ To transform a simple array of characters into a string, it must contain the '\0' character in the last cell. Note that '\0' is one character. It is called the *null* character or the *end-of-string* character.



# Strings

- ◆ To declare a string and initialize it we could do it the same way as seen before:

```
char city[ ] = {'T', 'o', 'r', 'o', 'n', 't', 'o', '\0'};
```

*Notice that the size of the array can be omitted here, since the computer can deduce it. However, declaring the size (in this case 8), is always good form.*

- ◆ But there is a simpler way:

```
char city[ ] = "Toronto";
```

*If you specify the size here, do not forget the invisible '\0'! Size must be 8 not 7!*

- ◆ The result is exactly the same. By using the simpler way, the '\0' is added automatically at the end.

	0	1	2	3	4	5	6	7
city	'T'	'o'	'r'	'o'	'n'	't'	'o'	'\0'

## *"X" and 'X'*

- ◆ Double quotes " " represent a string, single quotes ' ', one character.
- ◆ 'X' is the single character **X**, but "X" is an array size 2 containing the 'X' character and the '\0' character.
- ◆ All string constants are represented in double quotes (remember "This is my first C program." ?).

# Accessing array cells

- ◆ Array cells in strings can be accessed by subscript like numerical arrays. For example, after the following operation, the *city* string seen earlier would become *Taranta*.

```
for (i=0; i<7; ++i)
    if (city[i]=='o')
        city[i]='a';
```

# *Arrays of strings*

- ◆ It is also possible to have arrays of strings. Since strings are themselves arrays, then we need to add a second size. An array of strings is in fact an array with two dimensions, width (columns) and height (rows).
- ◆ `char list_cities[100][15];` will be able to contain 100 city names with a maximum of 14 letters per city. **Why not 15?**

## *Arrays of strings (cont.)*

- ◆ Example: An array containing the names of the months.
- ◆ `char months [12][10] = {"January", "February", "March", "April", "May", "June", "July", "August", "September", "October", "November", "December"};`
- ◆ Can you find the value of **months[3]**?
- ◆ How about **months [7][3]**?

# *Filling a string*

- ◆ We have already seen how to fill a string by initializing it in a declarative statement. Now how to do it in an executable statement.
- ◆ To fill a string from standard input (scanf) or file (fscanf), we use a special placeholder for strings **%s**.
- ◆ **scanf ("%s", city);**

(Notice the absence of &. It is not necessary here since city is already an address, the same as &city[0], remember?)

# *Filling a string (scanf vs. fgets)*

- ◆ There is one problem with the %s placeholder when used with scanf (or fscanf). It considers the space as a delimiter. Therefore, if for a city name you enter **Los Angeles**, you will get only **Los** stored in the string.
- ◆ The solution is to use a function named ***fgets***. That function only considers the new line character as the delimiter, not the space. Instead of **scanf ("%s", city);** you use **fgets (city, size, stdin);** instead of **fscanf (in, "%s", city);** you use **fgets(city, size, in);**

# *Filling a string (gets)*


- ◆ A simpler *gets* function exists in C but its usage is considered dangerous.
- ◆ *gets* does not allow you limit the amount of input, which means it can potentially overflow the buffer into which the input is placed (for example you could read a sentence of 100 characters into an array size 10!).
- ◆ *gets* is deprecated (obsolete). Programs that use *gets* can actually be a security problem on your computer. Always use *fgets*.





# *Printing a string*

- ◆ The space problem does not occur with printf.
- ◆ If the city is "Los Angeles" then a printf ("%s", city); will print out the entire city name.



# *String function: strcpy*

There are many useful functions to manipulate strings in the string library (need `#include <string.h>`).

**strcpy:** the function to transfer a string into a variable. Equivalent to the assignation operator. With strings you cannot do `city="Toronto";` in an executable statement. To do an assignment operation we must use `strcpy`.

```
char city[10], city2[10];
strcpy (city, "Toronto");
/* places "Toronto" into city */
strcpy (city2, city);
/* places "Toronto" into city2 */
```

	0	1	2	3	4	5	6	7	8	9
city2	'T'	'o'	'r'	'o'	'n'	't'	'o'	'\0'	'?'	'?'

# *String function: strlen*

- ◆ **strlen**: the strlen function returns the length of the string not counting the null character.

```
char city[10];
```

```
strcpy (city, "Toronto");  
/* places "Toronto" into city */
```

```
printf ("%d", strlen (city));  
/* displays 7 on the screen */
```

# An example using strings

```
#include <stdio.h>
#include <string.h>

int
main (void)
{
    char city[20], city2[20];

    printf ("What is the capital of Canada? ");
    fgets (city, 20, stdin); /* the string is read with fgets */

    printf ("What is the capital of Argentina? ");
    fgets (city2, 20, stdin);

    /* \n kept at end if input smaller than array size, replace it with \0 */
    city[strlen(city)-1] = '\0';
    city2[strlen(city2)-1] = '\0';

    /* here is the report */
    printf ("\nThe capital of Canada is: %s.", city);
    printf ("\nThe capital of Argentina is: %s.", city2);


    return (0);
}
```

# *Arrays of multiple dimensions*

- ◆ We have seen that with strings, we can have arrays of strings. These arrays of strings are actually arrays of arrays. Arrays of arrays are also called two-dimensional arrays. If it is possible with strings, it is also possible with numerical arrays.
- ◆ We use two dimensions when we require two coordinates: map coordinates, pixels on a screen, matrix representations and so on...

# *Multiple Dimensions*

- ◆ The number of subscripts used to access a particular element in an array is called the dimension of the array. An array of two dimensions will have two sizes (number of rows and number of columns), hence by multiplying the two sizes we obtain the total number of cells.
- ◆ For example a dozen eggs in a carton could be an array size 2x6.



# *Two Dimensions*

- ◆ An array of two dimensions can be represented by a grid of rows and columns. Each row is numbered from 0 to size-1 (like an regular array). The same for the columns.
- ◆ **int a[3][4];** will declare an 2D array of integers with 3 rows (numbered 0-2) and 4 columns (numbered 0-3). By providing the two coordinates, we can refer to an individual cell.
- ◆ **a[1][2]=57;** will place the value 57 into the third cell of the second row.

# *Two Dimensions*

	0	1	2	3
a				
0				
1			57	
2				



## *A Simple 2D Program*

- ◆ Let's have a simple program that will fill a 5x5 matrix with values taken from a file that contains 25 integers and then find the locations of the zero values.
- ◆ To travel within a 2D array we will need **two** travelling variables (we only needed one for 1D arrays). We usually name them *i* and *j* for historical reasons dating from the days of the Fortran programming language.

# *A Simple 2D Program*

```
#include <stdio.h>
```

```
int
```

```
main (void)
```

```
{
```

```
    int matrix[5][5];
```

```
    int i, j;
```

```
    FILE *in;
```

```
    in=fopen("data2.dat", "r");
```

```
    for (i=0; i<5; ++i)
```

```
        for (j=0; j<5; ++j)
```

```
            fscanf (in, "%d", &matrix[i][j]);
```

```
    fclose(in);
```

```
/* the matrix is filled */
```

# A Simple 2D Program (Cont.)

```
/* find zeros */
    for (i=0; i<5; ++i)
        for (j=0; j<5; ++j)
            if (matrix[i][j]==0)
                printf ("Zero found at:
                        %d / %d\n", i, j);

/* print matrix */
    for (i=0; i<5; ++i)
    {
        for (j=0; j<5; ++j)
            printf ("%4d", matrix[i][j]);
        printf ("\n");
    }

    return (0);
}
```

# *2D Arrays and Functions*

- ◆ To send a 2D array to a function, we must send (as we did for 1D arrays), the array name alone as argument (the address of the array's cell 0). Like 1D arrays of numbers we must send the size (we need two now, the number of rows and the number of columns).
- ◆ As formal parameters in the function, the array must be indicated with two subscripts of course and we must have two parameters to receive the two sizes..

# 2D Arrays and Functions

```
/* get the largest number in a 2D array of doubles */
double
largest2D (double array[10][10], int nrows, int ncols)
{
    int i, j;
    int large = array[0][0];
    for (i=0; i<nrows; ++i)
        for (j=0; j<ncols; ++j)
            if (array[i][j]>large)
                large = array[i][j];
    return (large);
}
```

The call would look like this:

```
y = largest2D (a, r, c);
```

array

sizes

See [ihypres.net/programming/c/09.php](http://ihypres.net/programming/c/09.php) (program #1) for another example.

## *2D Dynamic Allocation*

- ◆ There are two methods to do dynamic allocation for two dimensional arrays The first one is called the “software engineer's method”.
- ◆ Dynamic allocation of arrays of more than one dimension is easily done. You can simulate a two-dimensional array with a single, dynamically-allocated one-dimensional array. However, you must now perform subscript calculations manually, accessing the  $[i][j]$ th element with `array[i * ncolumns + j]`. Software engineers prefer this method for its elegance and efficiency.

## *2D Dynamic Allocation*

- ◆ The second method is called the traditional or “computer scientist's” method.
- ◆ Dynamic allocation of arrays of more than one dimension can also be done using a pointer pointing to an array of pointer and each pointer of that array pointing to an array of values. With that method you can use the real 2-D subscripts like `array[i][j]`.
- ◆ Visit [ihypress.net/programming/c/09.php](http://ihypress.net/programming/c/09.php) (programs #5 and #6) for examples of the two methods of 2D dynamic allocation.

# *Vectors and Matrices*

- ◆ One of the most common use of arrays in scientific or engineering applications is the translation of vectors into 1D arrays and matrices into 2D arrays.
- ◆ A vector  $V = \langle 10, 20, 30, 40 \rangle$  would be represented by an array `int v[4] = {10, 20, 30, 40};`
- ◆  $V_1$  being the first element, in the previous example, would be 10, represented in C by `v[0]`. Note that in math we start counting at 1 but in C, we start at 0.
- ◆ For matrices, the same approach uses 2D arrays.  $M_{21}$  would be translated as `m[1][0]`.
- ◆ Visit [ihypress.net/programming/c/09.php](http://ihypress.net/programming/c/09.php) (programs #2, #3, and #4) for examples.



***End of lesson***